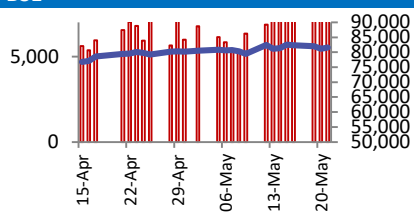
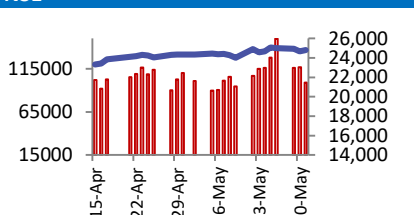


BSE	NSE
	
Open 81328 High 82022 Low 81237 Close 81597 Change 410 Volume (Lacs) 7264 Turnover (Rs.inCr) 7844	Open 24744 High 24946 Low 24685 Close 24813 Change 130 Volume(Lacs) 37462 Turnover(Rs.in Cr) 98948

World Markets	Current	Previous	Pt. Chg	Var(%)
Dow	41860	42677	(817)	-1.9%
Dow Futures	41920	41947	(27)	-0.1%
Nasdaq	18873	19143	(270)	-1.4%
FTSE	8786	8781	5	0.1%
Nikkei	36967	37299	(332)	-0.9%
Hang Seng	23670	23828	(158)	-0.7%
Gift Nifty	24752	24830	(78)	-0.3%
Straits Singapore	3864	3883	(18)	-0.5%
South Korea	2591	2626	(34)	-1.3%
Taiwan	21636	21804	(168)	-0.8%
Shanghai	3380	3388	(7)	-0.2%

Commodity Prices	Current	Previous	Pt. Chg	Var(%)
Copper (\$/MT)	9534	9520	14	0.1%
Alumin (\$/MT)	2472	2472	0	0.0%
Zinc (\$/MT)	2693	2711	(18)	-0.6%
Brent Crude (\$/bbl)	65	65	(0)	-0.1%
Gold (\$/Ounce)	3343	3315	28	0.9%
Silver (\$/Ounce)	34	33	0	0.6%
Light Crude (\$/bbl)	62	62	(0)	-0.1%
N G (\$/mmbtu)	3	3	(0)	-0.2%
Sugar (\$/MT)	498	487	11	2.2%
Rubber (Rs./kg)	197	197	0	0.0%
Baltic Dry Index	1337	1340	(3)	-0.2%

Currency Exchange Rate	Current	Previous	Var(%)
Rs./ \$ rate	85.64	85.64	0.01%
Rs./ Euro	97.08	96.39	0.72%
Rs./Chinese Yuan	11.89	11.89	-0.03%
Yen / \$ rate	143.22	143.68	-0.32%
\$ US/Euro	1.13	1.13	0.08%

Dollar Index	Current	Previous	Var(%)
Dollar Index	99.49	99.56	-0.07%

Support/ Resistance Levels for Today		
	Nifty	Bank Nifty Fut
Support 1	24740	54840
Support 2	24670	54600
Resistance	24900	55440

Securities in Ban For Trade	
RBLBANK	MANAPPURAM
TITAGARH	

## Market Review

**US:** Wall Street saw one of its most brutal selling sessions overnight in over a month as rising deficit worries led to a spike in bond yields, which in turn hit sentiment around equities.

**Asia:** Market opened lower Thursday, following Wall Street's sharp losses driven by concerns over the US's expanding budget deficit.

**India:** The benchmark equity indices closed higher, breaking a three-session losing streak on Wednesday, amid volatility in the domestic stock markets. **Market is expected to open on a negative note and likely to witness range bound move during the day.**

**Global economy** Japan's manufacturing sector shrank for an eleventh straight month in May, purchasing managers index data showed on Thursday, as softer local and overseas orders, amid concerns over increased U.S. trade tariffs, dented output. The au Jibun bank flash manufacturing PMI read at 49 for the first three weeks of May as expected, although it improved slightly from the 48.7 seen in the prior month. A reading below 50 indicates contraction, with factory activity shrinking for an eleventh consecutive month.

British house prices have witnessed their quickest growth since December 2022, according to the latest data from the Office for National Statistics on Wednesday. The 12 months leading up to March saw an average annual increase of 6.4%, a significant rise from the 5.5% increase recorded in February. In addition, the ONS data revealed that private-sector rents across Britain in April were 7.4% higher than the same month in the previous year. This figure, however, represents a slowdown from March's 7.7% annual rise, marking the weakest increase in almost two years.

**Commodities:** Oil prices eased on Thursday as unexpected builds in U.S. crude and fuel inventories raised demand concerns, while investors stayed cautious, focusing on renewed Iran-U.S. nuclear talks.

Gold prices rose on Thursday as investors leaned toward the safe-haven asset due to mounting concerns over the U.S. government's growing debt and a lukewarm demand for 20-year Treasury bonds, highlighting low appetite for U.S. assets.

**Currency:** Dollar hit a two-week low against the yen amid fiscal concerns and a sluggish Treasury bond auction, as President Trump pushed for a contentious spending and tax-cut bill.

**FII Derivative Transactions (Rs. Cr)**

Contracts	Purchase		Sell		Net	Open Interest (OI)		OI (Previous day)		Change	
	Contract	Value	Contract	Value		Contract	Value	Contract	Value	Contract	Value
Index Future	20123	3535	18964	3334	201	149515	26173	149522	26130	(7)	43
Index Option	9438766	1747615	9248248	1712315	35300	2966543	537414	3025495	545448	(58952)	(8034)
Stock Future	328897	21377	302014	19293	2084	5966662	382457	5939807	378586	26855	3871
Stock Option	1272696	88453	1300642	90022	(1569)	1836058	117493	1790932	114255	45126	3238
Total	<b>11060482</b>	<b>1860980</b>	<b>10869868</b>	<b>1824964</b>	<b>36016</b>	<b>10918778</b>	<b>1063537</b>	<b>10905756</b>	<b>1064419</b>	<b>13022</b>	<b>(882)</b>

FII All Activity-BBG (Rs Cr)		Buy	Sell	Net
14-May-25		15095	14165	931
15-May-25		21440	15694	5747
16-May-25		19835	12351	7483
19-May-25		13411	12473	938
20-May-25		14855	24896	(10041)
<b>Month to date- May</b>		<b>207488</b>	<b>190662</b>	<b>16826</b>
FII (Prov.) (Rs. Cr)		Buy	Sell	Net
15-May-25		21412	16019	5393
16-May-25		21380	12549	8831
19-May-25		11817	12343	(526)
20-May-25		14789	24805	(10016)
21-May-25		13356	11154	2202
<b>Month to date-May</b>		<b>218808</b>	<b>203366</b>	<b>15442</b>
DII (Prov.) (Rs. Cr)		Buy	Sell	Net
15-May-25		14750	16418	(1668)
16-May-25		16972	11785	5187
19-May-25		10988	11226	(238)
20-May-25		15377	8638	6738
21-May-25		10556	9872	684
<b>Month to date-May</b>		<b>193667</b>	<b>163184</b>	<b>30483</b>
FII Debt - BBG (Rs. Cr)		Buy	Sell	Net
14-May-25		2317	3989	(1672)
15-May-25		1426	2211	(784)
16-May-25		1348	1893	(545)
19-May-25		1126	2297	(1171)
20-May-25		2645	2671	(26)
<b>Month to date- May</b>		<b>27152</b>	<b>34174</b>	<b>(7022)</b>

Market Breadth	BSE		NSE	
	No.	%	No.	%
Advance	2242	54%	1768	61%
Decline	1746	42%	1076	37%
Unchanged	127	3%	72	2%

Market Turnover	21-May	20-May	Var (%)
BSE Cash	7844	7875	0%
NSE Cash	98948	116851	-15%
NSE Futures	132883	138827	-4%
NSE Options	24095206	13291395	81%
Total (Rs.Cr)	24334881	13554948	80%

Volatility Index	21-May	20-May
Volatility Index	17.55	17.39

Index PE - TTM	21-May	Yr. High	Yr. Low
Sensex	22.7	25.2	20.3
Nifty	22.2	24.4	19.6

**Corporate News**
**GMR Hyderabad Airport to acquire full control of logistics JV for ₹41 cr**

The company said its subsidiary GMR Hyderabad International Airport Ltd will buy 70 per cent stake in its associate company ESR GMR Logistics Park Pvt Ltd for a little over Rs 41 crore. EGLPPL, an associate company of GMR Hyderabad International Airport, is into development of warehousing and logistics park in Hyderabad. (NDTV)

**Ireda moves DRT against Gensol entities**

Indian Renewable Energy Development Agency moved the Debt Recovery Tribunal Delhi, against Gensol Engg and Gensol EV Lease over a default of Rs 729 Cr. The application was filed on May 20 under Sec 19 of The Recovery of Debts and Bankruptcy Act, 1993. (NDTV)

**Hindustan Zinc wins bid for 308.3-hectare tungsten block in Andhra Pradesh**

Hindustan Zinc Ltd has received a letter of intent from the gov of AP for the grant of a composite licence for the Balepalyam tungsten and associated mineral block in Ananthapuram district. (NDTV)

**Economy**
**Trump's tax on remittances won't have big impact on Indian economy**

The Trump administration's proposed 5% tax on all remittances sent abroad is not likely to have a significant impact on the Indian economy, officials and economists said. The exact impact will be known once the details of the tax are known. It may not have any significant impact if the 5% levy is allowed to be set off against tax liability. (ET)

**Trading with India will be 'quicker, cheaper, easier' post-FTA, says UK**

It will be quicker, cheaper and easier for British companies to trade with India as a result of the bilateral FTA struck earlier this month. Business and Trade Secretary Jonathan Reynolds described the FTA as the "best deal India has ever agreed to" as he convened a revamped advisory board for its first meeting, tasked with boosting exports to grow the UK economy. (ET)

**International**
**US panel submits view on Nippon Steel-US Steel deal to Trump**

A powerful U.S. national security panel submitted a recommendation to Trump on Nippon Steel's freight \$14.9 bn bid for U.S. Steel, a person familiar with the matter said, without providing further detail on its contents. (Invst)

Top 5 Nifty Gainers	21-May	20-May	Var(%)
BEL	383	364	5.3%
CIPLA	1482	1454	1.9%
TATASTEEL	162	159	1.9%
HDFCLIFE	760	747	1.7%
BAJAJFINSV	2037	2005	1.6%
Top 5 Nifty Losers	21-May	20-May	Var(%)
INDUSINDBK	770	782	-1.6%
JSWSTEEL	1001	1013	-1.2%
KOTAKBANK	2071	2090	-0.9%
COALINDIA	405	408	-0.7%
POWERGRID	296	298	-0.6%

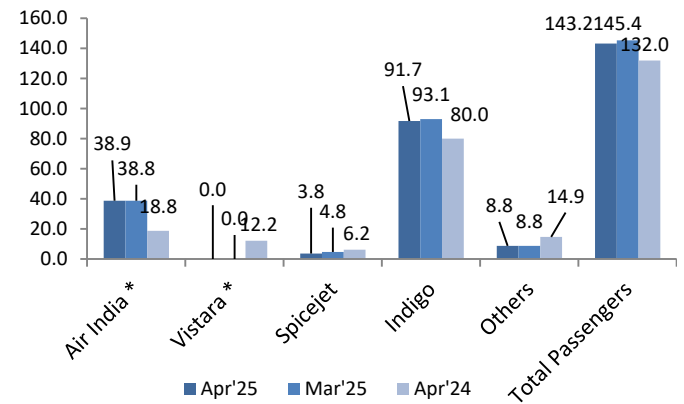
BSE Index Watch	Last	1 day	1 wk	1 mth	1 yr
SENSEX	81597	0.5%	0.3%	2.5%	9.9%
MIDCAP	44786	0.9%	1.0%	3.5%	3.7%
SMLCAP	51200	0.5%	2.4%	4.2%	6.8%
AUTO	53116	0.7%	1.5%	8.2%	0.1%
BANKEK	62517	0.3%	0.2%	-2.0%	14.4%
Capital Goods	69097	1.6%	3.2%	11.1%	1.6%
FMCG	20612	0.3%	0.3%	-0.8%	2.8%
Health Care	42594	0.9%	0.8%	0.7%	18.8%
IT	37019	0.6%	-0.5%	10.5%	7.9%
METAL	31085	0.5%	1.7%	6.3%	-7.9%
Oil & Gas	27273	0.5%	1.1%	3.9%	-6.2%
Power	6794	0.8%	2.1%	-0.5%	-12.6%
Realty	7267	1.6%	6.4%	5.9%	-9.1%

Margin Trading Disclosure (Rs. In Cr)	Last	1 day	1 wk	1 mth	3 mth
Op. Scripwise Outstanding	72487	2.4%	6.0%	6.8%	-2.1%
Fresh Exposure	7415	-10.6%	11.9%	44.3%	120 %
Exposure liquidated	5476	-17.0%	-4.0%	3.9%	24.7%
Closing Net scripwise outstanding	74427	2.7%	7.4%	9.8%	1.9%

NSE USD Futures	21-May	20-May	Var (%)
Apr Expiry (Rs./\$)	86.00	86.00	0.0%
May Expiry (Rs./\$)	85.46	85.46	0.0%
Total Turnover (Rs. Crore)	2144	4260	-50%

Sectors	TTM PE
Auto	32.01
Auto Ancillary	42.04
Banking	13.98
Engineering	49.33
Cement	77.95
Diamonds & Jewellery	44.27
Housing Finance	24.49
Infrastructure & Const	29.45
Metals-Aluminium	28.99
Metal – Steel	18.34
Oil Expl.	8.43
Pharma	9.38
Power – Gen. Supp.	38.43
Information Tech.	27.53
Sugar	18.97
Telecom Serv. Prov.	37.33
Tyres	31.94

### Airline Passenger Additions(in Lakhs) (Source:DCGA,NBRR)



10 year G-Sec Yield	Current	Previous	Change
US	4.59%	4.60%	(1) bps
Japan	1.55%	1.53%	2 bps
India	6.25%	6.27%	(2) bps
UK	4.76%	4.70%	5 bps
Libor 3 Mths	4.85%	4.85%	(0) bps

Indian Eco Data	Current	Previous	Var(%)
Forex Reserve (US\$ in bn)	691	691	0.0%
Inflation - WPI	0.85%	2.05%	(120) bps
Inflation - CPI	3.16%	3.34%	(18) bps

India GDP	Q3FY25	Q2FY25	Var(%)
Growth	6.15%	5.58%	57 bps

Monetary Policy	Current	Previous	Change
Repo Rate	6.25%	6.50%	(25) bps
Reverse Repo Rate	3.35%	3.35%	0 bps
CRR	4.00%	4.00%	0 bps
O/S Banking System Liquidity (Rs bn)	2024	2083	(59.2)

IIP Growth %	Mar-25	Mar-24	Apr-Feb
IIP	3.0	5.5	3.6
Capital Goods	2.4	7.0	6.2
Mining	0.4	1.3	2.2
Manufacturing	3.0	5.9	4.2
Electricity	6.3	8.6	3.8

## ADR Price Movement

Company	Price (US\$)	Volume	Previous Day Price	Volume	Variance (%)	No. of Share Per ADR	ADR Price (Rs.)	BSE Price	Variance (%)
Infosys Tech	18.16	7863640	18.24	7065541	-0.44%	1	1555.27	1568.50	-0.8%
Wipro	2.90	3455633	2.91	2444569	-0.34%	1	248.36	250.92	-1.0%
Dr.Reddy's	14.33	1472881	14.50	1629582	-1.17%	1	1227.26	1224.70	0.2%
ICICI Bank	33.81	4532903	34.00	5408371	-0.56%	2	1447.79	1444.70	0.2%
HDFC Bank	72.93	1453350	73.07	1649575	-0.19%	3	2081.97	1926.80	8.1%

## GDR's (US\$)

	Prices	Prev. Close	Change	Var %
L&T	41.90	41.75	0.1	0.4%
RIL	66.80	66.50	0.3	0.5%
SBI	92.10	92.10	0.0	0.0%

US Economy Data	Current	Previous
Inflation (%) (YoY)	2.30%	2.40%
Unemployment (%)	4.20%	4.20%

Interest Rate (%)	Current	Previous
Fed Rate	4.50%	4.50%

US GDP	Q1CY25	Q4CY24
Growth (QoQ Annualized)	-0.30%	2.40%

China Economy Data	Current	Previous
GDP	5.40%	5.40%
Inflation – CPI (%)	-0.10%	-0.10%

## Economic Calendar

	Date
Indian GDP Data	30 May
Indian Inflation Data CPI	12 June
Indian Inflation Data WPI	16 June
Indian Monetary Policy	06 Jun
India's Industrial Production (IIP)	28 May
US Inflation Data	11 June
US GDP	29 May
US Unemployment Data	06 June
US Fed Rate	18 June
China GDP	15 July
China Inflation Data	09 June

## Event Update

Name	Date	Purpose
Aditya Birla Fashion and Retail Ltd.	22/05/25	Spin Off
Ashok Leyland Ltd.	22/05/25	Second Interim Dividend
Emami Ltd.	22/05/25	Third Interim Dividend
GM Breweries Ltd.	22/05/25	Rs.7.50 per share(75%)Final Dividend
BSE Ltd.	23/05/25	Bonus
Keystone Realtors Ltd	23/05/25	Rs.1.50 per share(15%)Final Dividend
LTIMindtree Ltd.	23/05/25	Rs.45.00 per share(4500%)Final Dividend
SEPC Ltd.	23/05/25	Right Issue of Equity Shares
Sula Vineyards Ltd.	23/05/25	Rs.3.60 per share(180%)Final Dividend
Viksit Engineering Ltd.	23/05/25	Resolution Plan-Reduction of Capital



## Bulk Deal As On 21/05/25

BSE					
Security Code	Security Name	Client Name	Deal	Quantity	Price
542012	A1L	ZETA GLOBAL FUNDS (OEIC) PCC LIMITED - ZETA SERIES B FUND PC	B	60000	535
538539	ANVRDHI	ANAND MOHAN .	S	87275	17.45
531310	AVAILFC	AANCHAL GAURAV TAYAL	S	75857	227.86
544288	BLACKBUCK	VEF AB (PUBL)	S	927559	467.03
542851	GENSOL	NEO APEX VENTURE LLP	S	139376	69.58
542851	GENSOL	NEO APEX VENTURE LLP	B	200000	69.59
532015	GRAVITY	SUBRAMANIAN SANGEETHA	S	50000	6.04
532015	GRAVITY	ZULIA ZAFAR	B	50000	6.04
524238	GUJINJEC	INDIA FAST FORWARD ADVISORY SERVICES PRIVATE LIMITED	B	195599	21.55
505336	HARSHILAGR	STROTRAM GLOBE PRIVATE LIMITED	S	18423041	2.43
505336	HARSHILAGR	STROTRAM GLOBE PRIVATE LIMITED	B	10833554	2.46
505336	HARSHILAGR	VISHMOR TRADING PRIVATE LIMITED	S	13265292	2.36
532889	KPRMILL	ICICI PRUDENTIAL LIFE INSURANCE COMPANY LIMITED	B	1754386	1140.1
532889	KPRMILL	K P RAMASAMY	S	3600000	1140.33
532889	KPRMILL	KPD SIGAMANI	S	3600000	1140.1
532889	KPRMILL	P NATARAJ	S	3600000	1140.1
526251	MIDEASTP	KISHOR AMICHAND SHAH	S	102000	20.32
526251	MIDEASTP	MAHIMA PATEL	B	73000	20.3
538668	MIL	ZETA GLOBAL FUNDS (OEIC) PCC LIMITED - ZETA SERIES B FUND PC	B	55000	1020.13
540243	NEWLIGHT	MANOJ AGRAWAL (HUF)	S	962630	2.18
530805	OML	AMREEK SINGH	B	200000	1.56
543400	OMNIPOTENT	ASHOK DILIPKUMAR JAIN	B	36000	13.01
543400	OMNIPOTENT	HEMANT NARESH JAIN HUF	B	80000	13.83
543400	OMNIPOTENT	RAVI ASHOK KOTHARI	S	126000	13.54
530173	OSCARGLO	HANSA CHANDRAKANT MEHTA	S	18230	12.46
512217	PRISMMEDI	NOVARATHANMALPRAVEENKUMAR	S	41707	16.18
538452	QUASAR	TECHNOCRAVES SOLUTIONS PRIVATE LIMITED	S	6702254	0.87
538452	QUASAR	VAKANDA SERVICES PRIVATE LIMITED	B	6500000	0.87
505515	SHYMINV	DILIP BHAGIRATHMAL JIWRAJKA	S	81192	10.33
505515	SHYMINV	KRUPA KRUPESH THAKKAR	B	83119	10.34
543924	SONALIS	JAY BHARATKUMAR SHAH	S	44000	55
543924	SONALIS	SADHNA ROCHIRAM VIDHANI	S	50000	58.12
543924	SONALIS	SONALI NILESH KOCHAREKAR	B	90000	55
543924	SONALIS	USHAGULATI	S	36000	55
531499	SYBLY	GRID TRADING PRIVATE LIMITED	S	105000	3.43
531499	SYBLY	SACHIN CHANDRAKANT MEHTA	S	61220	3.43
531499	SYBLY	SRIJAN GUCHHAIT	B	97500	3.43
531499	SYBLY	SRIJAN GUCHHAIT	B	70593	3.43
531499	SYBLY	SRIJAN GUCHHAIT	S	59593	3.44
531499	SYBLY	VISAGAR FINANCIAL SERVICES LIMITED	S	100000	3.43
531432	SYTIXSE	RUCHIRA GOYAL	B	42771	9.45
542765	TRANSPACT	AUS ENTERPRISES	S	25000	204.25
542765	TRANSPACT	PASHUPATI CAPITAL SERVICE PVT LTD	B	26000	204.63

NSE

Security Code	Security Name	Client Name	Deal	Quantity	Price
ACCPL	Accretion Pharma Limited	GRETEX SHARE BROKING LIMITED	SELL	140400	82.95
DATAPATTNS	Data Patterns India Ltd	GOVERNMENT OF SINGAPORE	SELL	284964	2728.56
DHARIWAL	Dhariwalcorp Limited	SHREE RAM COLLOIDS PRIVATE LIMITED	SELL	49200	151.96
GENSOL	Gensol Engineering Ltd	ASHWIN STOCKS AND INVESTMENT PRIVATE LIMITED	SELL	210000	68.79
GENSOL	Gensol Engineering Ltd	EPITOME TRADING AND INVESTMENTS	SELL	325487	68.79
LLOYDS-RE1	LLOYDS ENG WORKS LTD	LLOYDS ENTERPRISES LIMITED	SELL	6183511	13.3
OLIL	Oneclick Logistics Ind L	GRSM MINERALS & METALS LLP	SELL	39600	163.61
SHANTI	Shanti Overseas (Ind) Ltd	HEMAL ARUNBHAI MEHTA	BUY	116070	18.45
SHANTI	Shanti Overseas (Ind) Ltd	NISHANT PITTI	SELL	99999	18.02
THESL	Thinking Hats Enter Sol L	GIRIRAJ STOCK BROKING PRIVATE LIMITED	BUY	72000	36.54

#### Disclosure:

Research Reports that are published by Nirmal Bang Securities Private Limited (hereinafter referred to as "NBSPL") are for private circulation only. NBSPL is a registered Research Analyst under SEBI (Research Analyst) Regulations, 2014 having Registration no. INH000001766. NBSPL is also a registered Stock Broker with National Stock Exchange of India Limited, BSE Limited, Metropolitan Stock Exchange of India Limited, Multi Commodity Exchange of India Limited and , National Commodity and Derivative Exchange Limited in Capital Market , Equity and Commodities derivatives segments and Currency Derivatives Segment .

NBSPL has other business divisions with independent research teams separated by Chinese walls, and therefore may, at times, have different or contrary views on stocks and markets.

NBSPL or its associates have not been debarred / suspended by SEBI or any other regulatory authority for accessing / dealing in securities Market since last 20 years. NBSPL, its associates or analyst or his relatives do not hold any financial interest (Except Investment) in the subject company. NBSPL or its associates or Analyst do not have any conflict or material conflict of interest at the time of publication of the research report with the subject company. NBSPL or its associates or Analyst or his relatives may or may not hold beneficial ownership of 1% or more in the subject company at the end of the month immediately preceding the date of publication of this research report.

NBSPL or its associates / analyst has not received any compensation / managed or co-managed public offering of securities of the company covered by Analyst during the past twelve months. NBSPL or its associates have not received any compensation or other benefits from the company covered by Analyst or third party in connection with the research report. Analyst has not served as an officer, director or employee of Subject Company. NBSPL / analyst has not been engaged in market making activity of the subject company.

**Analyst Certification:** The research analysts and authors of these reports, hereby certify that the views expressed in this research report accurately reflects my/our personal views about the subject securities, issuers, products, sectors or industries. It is also certified that no part of the compensation of the analyst(s) was, is, or will be directly or indirectly related to the inclusion of specific recommendations or views in this research. The analyst(s) principally responsible for the preparation of this research report and has taken reasonable care to achieve and maintain independence and objectivity in making any recommendations.

## Disclaimer:

The Research Report is for the personal information of the authorized recipient and does not construe to be any investment, legal or taxation advice. NBSPL is not soliciting any action based upon it. Nothing in the research report shall be construed as a solicitation to buy or sell any security or product, or to engage in or refrain from engaging in any such transaction. In preparing the research report, we did not take into account the investment objectives, financial situation and particular needs of the reader.

The research report has been prepared for the general use of the clients of NBSPL and must not be copied, either in whole or in part, or distributed or redistributed to any other person in any form. If you are not the intended recipient you must not use or disclose the information in the research report in any way. Though disseminated to all the customers simultaneously, not all customers may receive the research report at the same time. NBSPL will not treat recipients as customers by virtue of their receiving the research report. The research report is not directed or intended for distribution to or use by any person or entity resident in a state, country or any jurisdiction, where such distribution, publication, availability or use would be contrary to law, regulation or which would subject NBSPL & its group companies to registration or licensing requirements within such jurisdictions.

The report is based on the information obtained from sources believed to be reliable, but we do not make any representation or warranty that it is accurate, complete or up-to-date and it should not be relied upon as such. We accept no obligation to correct or update the information or opinions in it. NBSPL or any of its affiliates or employees shall not be in any way responsible for any loss or damage that may arise to any person from any inadvertent error in the information contained in the research report. NBSPL or any of its affiliates or employees do not provide, at any time, any express or implied warranty of any kind, regarding any matter pertaining to this report, including without limitation the implied warranties of merchantability, fitness for a particular purpose, and non-infringement. The recipients of the research report should rely on their own investigations.

This information is subject to change without any prior notice. NBSPL reserves its absolute discretion and right to make or refrain from making modifications and alterations to this statement from time to time. Nevertheless, NBSPL is committed to providing independent and transparent recommendations to its clients, and would be happy to provide information in response to specific client queries.

Before making an investment decision on the basis of research report, the reader needs to consider, with or without the assistance of an adviser, whether the advice is appropriate in light of their particular investment needs, objectives and financial circumstances. There are risks involved in securities trading. The price of securities can and does fluctuate, and an individual security may even become valueless. International investors are reminded of the additional risks inherent in international investments, such as currency fluctuations and international stock market or economic conditions, which may adversely affect the value of the investment. Opinions expressed are subject to change without any notice. Neither the company nor the director or the employees of NBSPL accept any liability whatsoever for any direct, indirect, consequential or other loss arising from any use of the research report and/or further communication in relation to the research report. Here it may be noted that neither NBSPL, nor its directors, employees, agents or representatives shall be liable for any damages whether direct or indirect, incidental, special or consequential including lost revenue or lost profit that may arise from or in connection with the use of the information contained in the research report.

Copyright of this document vests exclusively with NBSPL.

Our reports are also available on our website

Registration granted by SEBI and certification from NISM in no way guarantee performance of NBSPL or provide any assurance of returns to investors.

### **Nirmal Bang Research (Division of Nirmal Bang Securities Pvt. Ltd.)**

B-2, 301/302, Marathon Innova,  
Opp. Peninsula Corporate Park  
Off. Ganpatrao Kadam Marg  
Lower Parel(W), Mumbai-400013  
Board No. : 91 22 6723 8000/8001  
Fax. : 022 6723 8010